

# Motor Vehicle Accidents

## HOW COSTLY ARE THEY



Many motor vehicle incidents occur during the workday or during the commute to and from work.

every  
**12**  
mins

someone dies


every  
**10**  
secs

an injury occurs

every  
**5**  
secs

a crash occurs


## Motor vehicle accidents cost employers \$60 BILLION ANNUALLY



41%  
of the average vehicle miles traveled per household are from commuting to and from work (27%) and driving on work-related business (14%)


\$40 Billion from on-the-job crashes

\$20 Billion from off-the-job crashes for employees and their benefit-eligible dependents



Motor vehicle crashes are the leading cause of occupational fatalities in the U.S.

## BIGGEST CAUSES OF EMPLOYEE CRASH FATALITIES



Running off the road/  
Failing to stay in lane

48%



Exceeding the speed limit/  
Driving too fast for conditions

36%



Distracted driver

11%



Falling asleep or  
being drowsy

7%

## ALARMING STATISTICS

89% of fatally injured workers were male

53% occur between 7 a.m. and 4 p.m.

49% collisions between vehicles

38% occur on highways